

Data Sheet | Item Number: 221-415/995-008

Splicing connector with levers; for all conductor types; max. 4 mm²; 5-conductor; transparent housing; Surrounding air temperature: max 85°C (T85); 4,00 mm²; transparent



<https://www.wago.com/221-415/995-008>



Color: ☐ transparent

Splicing connector with levers, 221 Series, lever

Enjoy fault-free electrical installations with splicing connector with levers (item number 221-415/995-008). Whether for intercom system wiring or connecting electrical ovens, WAGO's 221 Series splicing connector allows you to quickly and securely connect different conductor types. Its compact design offers an efficient solution that simplifies your work. Conductors can only be connected to splicing connector with levers if their strip length is 11 mm. Rated current and voltage are important parameters when choosing a splicing connector, as they indicate how the product can be used. This product has a rated voltage of 450 V and a rated current of 32 A, making it suitable for high-load applications. This product incorporates conductor terminals and utilizes CAGE CLAMP®. Our trusted universal connection known as CAGE CLAMP® leads the way when it comes to connection technology and electrical interconnections. The item's dimensions are (30 x 8.4 x 18.8) mm (width x height x depth). Depending on the conductor type, splicing connector with levers is designed for conductor cross sections ranging from 0.2 mm² to 4 mm².

WAGO's 221 Series Splicing Connector with levers impresses with its innovative design for different conductor cross-sections. That's why WAGO's lever-equipped splicing connector holds a unique trademark within electrical interconnection technology. The flat levers, which fit seamlessly into the 221's base, act like a cast when closed and can be positioned neatly in any housing without disturbing edges. Due to the wide design of each lever, they can all be operated perfectly without tools for convenient conductor terminations. The transparent housing displays robust technology and enables immediate visual inspection for the correct contact of solid, stranded and fine-stranded conductors. Resembling piano keys, the levers' design perfectly combines the functional and aesthetic connection technology "Made by WAGO."

This item includes:



Item No.: 221-415	8
Splicing connector with levers; for all conductor types; max. 4 mm²; 5-conductor; transparent housing; Surrounding air temperature: max 85°C (T85); 4,00 mm²; transparent	



Notes	
General safety information	NOTICE: Observe installation and safety instructions! <ul style="list-style-type: none">• Only to be used by electricians!• Do not work under voltage/load!• Use only for proper use!• Observe national regulations/standards/guidelines!• Observe technical specifications for the products!• Observe the number of permissible potentials!• Do not use damaged/dirty components!• Observe conductor types, cross-sections and strip lengths!• Insert conductor until it hits the product's backstop!• Use original accessories! To be sold only with installation instructions!
Safety Information	in grounded power lines

Electrical data				
Ratings per		EN 60664		
Overvoltage category	III	III	II	
Pollution degree	3	2	2	
Nominal voltage	-	-	450 V	
Rated impulse withstand voltage	-	-	4 kV	
Rated current	-	-	32 A	

Approvals per		UL 486C		
Use group	B	C	D	
Rated voltage	-	600 V	-	
Rated current	-	20 A	-	

Connection data		
Clamping units	5	
Total number of potentials	1	

Connection 1	
Connection technology	CAGE CLAMP®
Actuation type	Lever
Connectable conductor materials	Copper
Nominal cross-section	4 mm² / 12 AWG
Solid conductor	0.2 ... 4 mm² / 24 ... 12 AWG
Stranded conductor	0.2 ... 4 mm² / 24 ... 12 AWG
Fine-stranded conductor	0.14 ... 4 mm² / 24 ... 12 AWG
Strip length	11 mm / 0.43 inches
Wiring direction	Side-entry wiring

Physical data	
Width	30 mm / 1.181 inches
Height	8.4 mm / 0.331 inches
Depth	18.8 mm / 0.732 inches

Material data	
Note (material data)	Information on material specifications can be found here
Color	transparent
Material group	Illa
Insulation material (main housing)	Polycarbonate (PC)
Flammability class per UL94	V2
Fire load	0.089 MJ
Actuator color	orange
Weight	4 g



Environmental requirements		
Ambient temperature (operation)		+85 °C
Continuous operating temperature		105 °C
Temperature marking per EN 60998		T85

Commercial data		
PU (SPU)	PU (SPU)	144 (8) pcs
Packaging type		Blister foil
Country of origin		DE
GTIN		4066966001679
Customs tariff number		85369010000

Product Classification		
UNSPSC		39121409
ETIM 9.0		EC000446
ETIM 10.0		EC000446
ECCN		NO US CLASSIFICATION

Environmental Product Compliance		
RoHS Compliance Status		Compliant, No Exemption

Downloads

Environmental Product Compliance		
Compliance Search		
Environmental Product Compliance 221-415/995-008		

1 Compatible Products

1.1 Optional Accessories

1.1.1 General accessories

1.1.1.1 Empty housings



[Item No.: 207-4301](#)
Junction box; Branch; for multicore cables; 221 Series; max. 4 mm² connectors; without splicing connectors; white

1.1.1.2 Moisture protection



[Item No.: 207-1332](#)
Gelbox; Branch; for cables; with gel; 221, 2x73 Series; max. 4 mm² connectors; without splicing connectors; Size 2; gray



1.1.2 Jumper

1.1.2.1 Jumper



Item No.: 221-941/000-006
Jumper; for conductor entry; 2-way; insulated; blue



Item No.: 221-942/000-006
Jumper; for conductor entry; 2-way; insulated; blue



Item No.: 221-941
Jumper; for conductor entry; 2-way; insulated; dark gray



Item No.: 221-942
Jumper; for conductor entry; 2-way; insulated; dark gray

1.1.3 Mounting adapter

1.1.3.1 Mounting accessories



Item No.: 221-500/000-006
Mounting carrier; 221 Series - 4 mm²; for DIN-35 rail mounting/screw mounting; blue



Item No.: 221-500/000-053
Mounting carrier; 221 Series - 4 mm²; for DIN-35 rail mounting/screw mounting; dark gray-yellow



Item No.: 221-500
Mounting carrier; 221 Series - 4 mm²; for DIN-35 rail mounting/screw mounting; orange



Item No.: 221-505/000-004
Mounting carrier; for 5-conductor terminal blocks; 221 Series - 4 mm²; for screw mounting; black



Item No.: 221-505
Mounting carrier; for 5-conductor terminal blocks; 221 Series - 4 mm²; for screw mounting; white



Item No.: 221-515/000-004
Mounting carrier; for 5-conductor terminal blocks; 221 Series - 4 mm²; with snap-in mounting foot for horizontal mounting; black



Item No.: 221-515
Mounting carrier; for 5-conductor terminal blocks; 221 Series - 4 mm²; with snap-in mounting foot for horizontal mounting; white



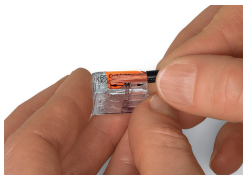
Item No.: 221-525/000-004
Mounting carrier; for 5-conductor terminal blocks; 221 Series - 4 mm²; with snap-in mounting foot for vertical mounting; black




Item No.: 221-525
Mounting carrier; for 5-conductor terminal blocks; 221 Series - 4 mm²; with snap-in mounting foot for vertical mounting; white

Installation Notes


Conductor termination



Strip conductor to 11 mm (0.43 inch).



Pull up an orange lever to open the clamping unit.




Then insert the conductor and push the lever back down, flush with the connector housing.



Compact, lever-operated splicing connectors:
Tool-free connection of fine-stranded conductors from 0.14 ... 4 mm², as well as solid or stranded conductors from 0.2 ... 4 mm² (24 ... 12 AWG).
Safety:
The lever's specially designed rest position reliably prevents accidental unclamping of a connected conductor.
Application safety, for any type of conductor (solid, stranded, fine-stranded), is confirmed by approvals like ENEC or UL.

Application



Wiring fine-stranded conductors in junction boxes.

Custom low-voltage lighting system

Lighting distribution in a ceiling canopy

Pendant light connection in a suspended ceiling